



■ Features :

- Interchangeable AC plugs (plug kit sold separately)
- Universal AC input / Full range
- No load power consumption < 0.075W
- **Energy efficiency Level VI**
- Comply with EISA 2007/DoE and EU ErP
- Class II power (without earth pin)
- Protections: Short circuit / Overload / Over voltage
- Pass LPS
- Fully enclosed plastic case
- LED indicator for power on
- 2 years warranty

Interchangeable AC plug specifically for GE series



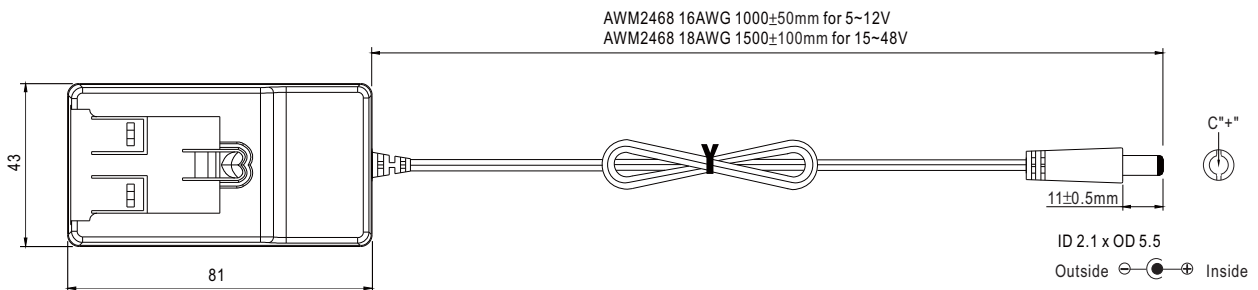
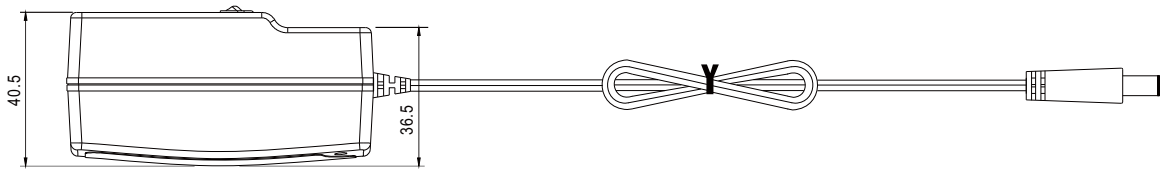
TYPE					
	Australian type	U.K type	European type	US type	Mix four type
ORDER NO.	AC plug-AU	AC plug-UK	AC plug-EU	AC plug-US	AC plug-MIX

SPECIFICATION

POWER SUPPLY MAIN BODY ORDER NO.	GE24I05-P1J	GE24I07-P1J	GE24I09-P1J	GE24I12-P1J	GE24I15-P1J	GE24I18-P1J	GE24I24-P1J	GE24I48-P1J		
OUTPUT	SAFETY MODEL NO.		GE24I05	GE24I07	GE24I09	GE24I12	GE24I15	GE24I18	GE24I24	GE24I48
	DC VOLTAGE	Note.2	5V	7.5V	9V	12V	15V	18V	24V	48V
	RATED CURRENT		3.0A	2.0A	2.22A	2.0A	1.6A	1.33A	1.0A	0.5A
	CURRENT RANGE		0 ~ 3.0A	0 ~ 2.0A	0 ~ 2.22A	0 ~ 2.0A	0 ~ 1.6A	0 ~ 1.33A	0 ~ 1.0A	0 ~ 0.5A
	RATED POWER (max.)		15W	15W	20W	24W	24W	24W	24W	24W
	RIPPLE & NOISE (max.)	Note.3	50mVp-p	75mVp-p	100mVp-p	120mVp-p	150mVp-p	180mVp-p	240mVp-p	300mVp-p
	VOLTAGE TOLERANCE	Note.4	±5.0%	±5.0%	±5.0%	±3.0%	±3.0%	±3.0%	±3.0%	±3.0%
	LINE REGULATION	Note.5	±1.0%	±1.0%	±1.0%	±1.0%	±1.0%	±1.0%	±1.0%	±1.0%
LOAD REGULATION	Note.6	±5.0%	±5.0%	±5.0%	±3.0%	±3.0%	±3.0%	±3.0%	±3.0%	
SETUP, RISE, HOLD UP TIME		4000ms, 100ms, 30ms / 230VAC		4000ms, 100ms, 10ms / 115VAC at full load						
INPUT	VOLTAGE RANGE	Note.7	90 ~ 264VAC		135 ~ 370VDC					
	FREQUENCY RANGE		47 ~ 63Hz							
	EFFICIENCY (Typ.)		81%	83%	85.5%	86%	86%	87%	87.5%	89%
	AC CURRENT		0.7A / 100VAC		0.4A / 230VAC					
	INRUSH CURRENT (max.)		COLD START 40A / 100VAC		80A / 230VAC					
LEAKAGE CURRENT (max.)		0.25mA / 240VAC								
PROTECTION	OVERLOAD		110% ~ 200% rated output power Protection type : Hiccup mode, recovers automatically after fault condition is removed							
	OVER VOLTAGE		115% ~ 135% rated output voltage Protection type : Clamp by zener diode							
ENVIRONMENT	WORKING TEMP.		-10 ~ +50°C (Refer to "Derating Curve")							
	WORKING HUMIDITY		20% ~ 90% RH non-condensing							
	STORAGE TEMP., HUMIDITY		-20 ~ +85°C, 10 ~ 95% RH							
	TEMP. COEFFICIENT		±0.03% / °C (0 ~ 30°C)							
	VIBRATION		10 ~ 500Hz, 2G 10min./1cycle, period for 60min. each along X, Y, Z axes							
SAFETY & EMC (Note. 8)	SAFETY STANDARDS		UL60950-1, CSA C22.2, TUV EN60950 -1, AS/NZS 60950.1, CCC GB4943 approved							
	WITHSTAND VOLTAGE		I/P-O/P:4242VDC							
	ISOLATION RESISTANCE		I/P-O/P:100M Ohms / 500VDC / 25°C / 70% RH							
	EMC EMISSION		Compliance to EN55032, EN61000-3-2,3, FCC part15, GB9254 class B, GB17625.1							
OTHERS	EMC IMMUNITY		Compliance to EN61000-4-2,3,4,5,6,8,11, light industry level, criteria A							
	LIFE		2 years : 100% load 30°C, 8 hours / day							
	MTBF		100Khrs min. MIL-HDBK-217F (25°C)							
	DIMENSION		81*43*40.5mm (L*W*H)							
DC OUTPUT CONNECTOR	PACKING		134g ; 50pcs / 8.4kg / CARTON							
	PLUG		See page 2 ; Other type available by customer requested							
NOTE	CABLE		See page 2 ; Other type available by customer requested							
	<p>1.All parameters are specified at 230VAC input, rated load, 25°C 70% RH ambient.</p> <p>2.DC voltage: The output voltage set at point measure by plug terminal & 50% load.</p> <p>3.Ripple & noise are measured at 20MHz by using a 12" twisted pair terminated with a 0.1uf & 47uf capacitor.</p> <p>4.Tolerance: includes set up tolerance, line regulation, load regulation.</p> <p>5.Line regulation is measured from low line to high line at rated load.</p> <p>6.Load regulation is measured from 10% to 100% rated load</p> <p>7.Derating may be needed under low input voltage. Please check the derating curve for more details.</p> <p>8.The power supply is considered as an independent unit, but the final equipment still need to re-confirm that the whole system complies with the EMC directives. For guidance on how to perform these EMC tests, please refer to "EMI testing of component power supplies." (as available on http://www.meanwell.com)</p> <p>9.Main body unit and AC inlet plug should be ordered separately ; it needs to be used along with any of the AC inlet plug.</p>									

■ Mechanical Specification

Unit:mm

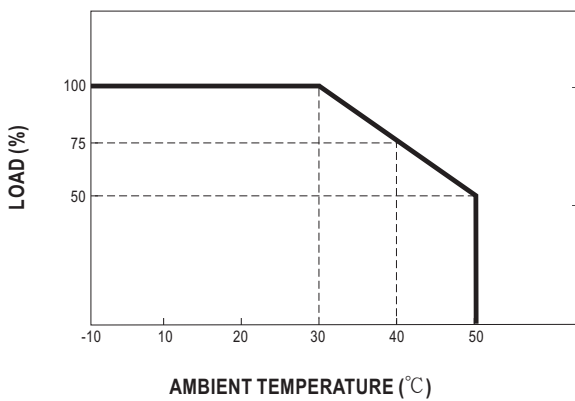


■ Plug Assignment

Standard plug: P1J

P1J	
P/N	OUTPUT
CENTER	+

■ Derating Curve



■ Static Characteristics

