

## 250W Single Output with PFC Function

## HSP-250 series



## ■ Features :

- Universal AC input / Full range
- Built-in active PFC function, PF>0.95
- High efficiency up to 87%
- Protections: Short circuit / Overload / Over voltage / Over temperature
- Forced air cooling by built-in DC fan
- 1U low profile 41mm
- Conformal coated
- Built-in cooling fan ON-OFF control
- Built-in remote sense function
- 3 years warranty



## SPECIFICATION

MODEL	HSP-250-2.5	HSP-250-3.6	HSP-250-5	
OUTPUT	DC VOLTAGE	2.5V	3.6V	5V
	RATED CURRENT	50A	50A	50A
	CURRENT RANGE	0 ~ 50A	0 ~ 50A	0 ~ 50A
	RATED POWER	125W	180W	250W
	RIPPLE & NOISE (max.) Note.2	100mVp-p	100mVp-p	100mVp-p
	VOLTAGE ADJ. RANGE	2.3 ~ 2.8V	3.24 ~ 3.96V	4.5 ~ 5.5V
	VOLTAGE TOLERANCE Note.3	± 2.0%	± 2.0%	± 2.0%
	LINE REGULATION	± 0.5%	± 0.5%	± 0.5%
	LOAD REGULATION	± 1.0%	± 1.0%	± 1.0%
	SETUP, RISE TIME	3000ms, 50ms/230VAC    3000ms, 50ms/115VAC at full load		
HOLD UP TIME (Typ.)	16ms/230VAC    16ms/115VAC at full load			
INPUT	VOLTAGE RANGE Note.5	85 ~ 264VAC    120 ~ 370VDC		
	FREQUENCY RANGE	47 ~ 63Hz		
	POWER FACTOR (Typ.)	PF>0.95/230VAC    PF>0.98/115VAC at full load		
	EFFICIENCY (Typ.)	79%	83%	87%
	AC CURRENT (Typ.)	1.5A/115VAC    0.75A/230VAC	2A/115VAC    1A/230VAC	2.8A/115VAC    1.4A/230VAC
	INRUSH CURRENT (Typ.)	35A/115VAC    70A/230VAC		
	LEAKAGE CURRENT	<0.6mA / 240VAC		
PROTECTION	OVERLOAD	105 ~ 135% rated output power Protection type : Hiccup mode, recovers automatically after fault condition is removed		
	OVER VOLTAGE	2.88 ~ 3.38V	4.14 ~ 4.86V	5.75 ~ 6.75V
	OVER TEMPERATURE	Shut down o/p voltage, recovers automatically after temperature goes down		
FUNCTION	FAN CONTROL    RTH3 ≥ 60 ± 10°C Fan on ; RTH3 ≤ 40 ± 10°C Fan off			
ENVIRONMENT	WORKING TEMP.	-40 ~ +70°C (Refer to "Derating Curve")		
	WORKING HUMIDITY	20 ~ 90% RH non-condensing		
	STORAGE TEMP., HUMIDITY	-40 ~ +85°C , 10 ~ 95% RH		
	TEMP. COEFFICIENT	± 0.03%/°C (0 ~ 50°C)		
	VIBRATION	10 ~ 500Hz, 2G 10min./1cycle, 60min. each along X, Y, Z axes		
SAFETY & EMC (Note 4)	SAFETY STANDARDS	UL60950-1, TUV EN60950-1 approved		
	WITHSTAND VOLTAGE	I/P-O/P:3KVAC    I/P-FG:2KVAC    O/P-FG:0.5KVAC		
	ISOLATION RESISTANCE	I/P-O/P, I/P-FG, O/P-FG:100M Ohms / 500VDC / 25°C / 70% RH		
	EMC EMISSION	Compliance to EN55032 (CISPR32) Class B, EN61000-3-2,-3		
	EMC IMMUNITY	Compliance to EN61000-4-2,3,4,5,6,8,11, EN55024, EN61000-6-2, heavy industry level, criteria A		
OTHERS	MTBF	179.7K hrs min.    MIL-HDBK-217F (25°C)		
	DIMENSION	199*105*41mm (L*W*H)		
	PACKING	0.97Kg;16pcs/16.5Kg/0.87CUFT		
NOTE	<p>1. All parameters NOT specially mentioned are measured at 230VAC input, rated load and 25°C of ambient temperature.</p> <p>2. Ripple &amp; noise are measured at 20MHz of bandwidth by using a 12" twisted pair-wire terminated with a 0.1uf &amp; 47uf parallel capacitor.</p> <p>3. Tolerance : includes set up tolerance, line regulation and load regulation.</p> <p>4. The power supply is considered a component which will be installed into a final equipment. All the EMC tests are been executed by mounting the unit on a 360mm*360mm metal plate with 1mm of thickness. The final equipment must be re-confirmed that it still meets EMC directives. For guidance on how to perform these EMC tests, please refer to "EMI testing of component power supplies." (as available on <a href="http://www.meanwell.com">http://www.meanwell.com</a>)</p> <p>5. Derating may be needed under low input voltages. Please check the derating curve for more details.</p>			

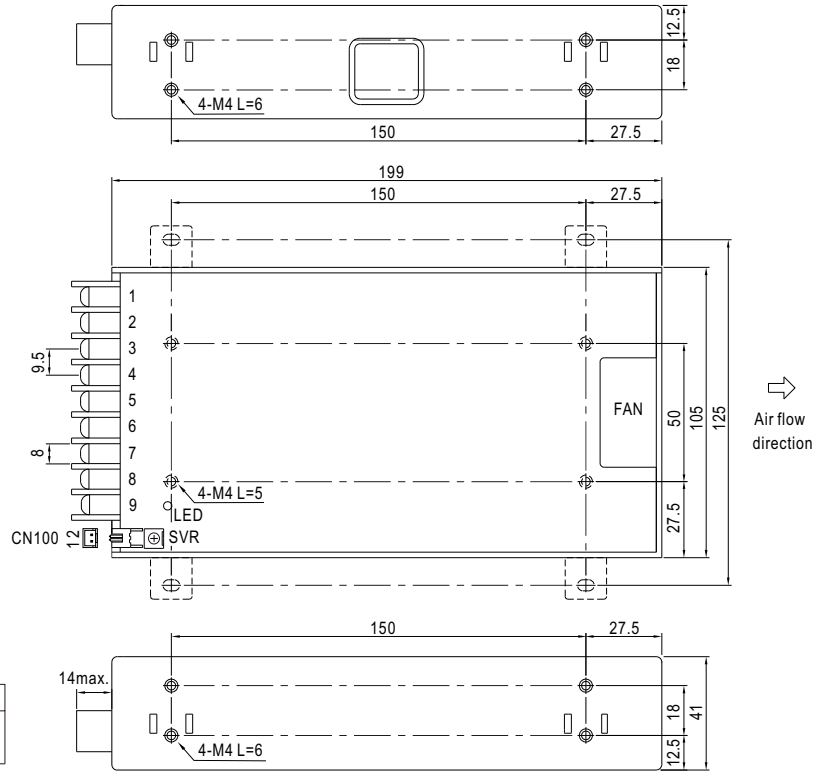
File Name:HSP-250-SPEC 2017-07-07



Note: all features are subject to change without notice.

**Mechanical Specification**

Case No.980B Unit:mm



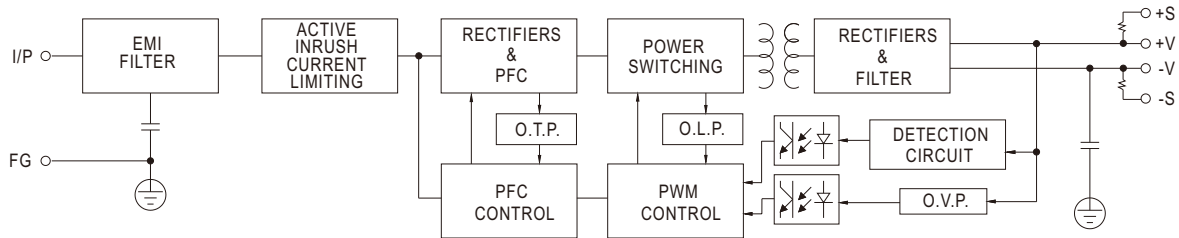
**Terminal Pin No. Assignment**

Pin No.	Assignment	Pin No.	Assignment
1	AC/L	4,5,6	DC OUTPUT -V
2	AC/N	7,8,9	DC OUTPUT +V
3	FG		

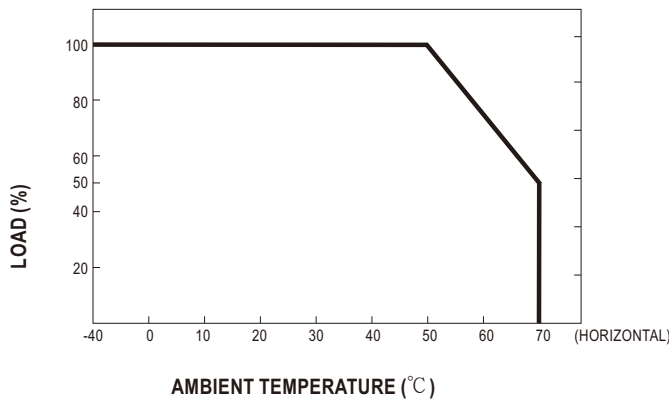
**Remote Sense (CN100) : JST B-XH or equivalent**

Pin No.	Assignment	Mating Housing	Terminal
1	+S	JST XHP or equivalent	JST SXH-001T or equivalent
2	-S		

**Block Diagram**



**Derating Curve**



**Output Derating VS Input Voltage**

