



■ Features :

- 2"x1" compact size
- 2:1 wide input range
- High efficiency up to 89.5%
- 1500VDC I/O isolation
- Built-in remote ON/OFF control
- Built-in trimming output
- Built-in EMI filter
- Protections: Short circuit / Overload / Input and Output Over voltage
- Cooling by free air convection
- Six-sided shield metal case
- 100% burn-in test
- Low cost / High reliability
- Approvals: FCC / CE
- 2 years warranty



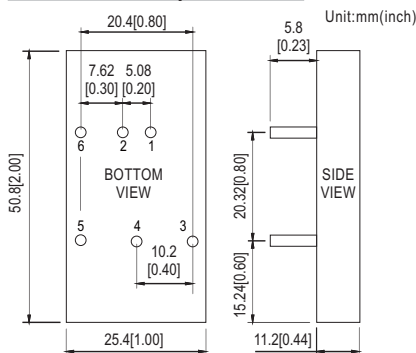
SPECIFICATION

ORDER NO.	SKA20A-05	SKA20B-05	SKA20C-05	SKA20A-12	SKA20B-12	SKA20C-12	SKA20A-15	SKA20B-15	SKA20C-15		
OUTPUT	DC VOLTAGE	5V			12V			15V			
	CURRENT RANGE	400 ~ 4000mA			166 ~ 1666mA			133 ~ 1333mA			
	RATED POWER	20W									
	RIPPLE & NOISE (max.) Note.2	50mVp-p			60mVp-p			60mVp-p			
	LINE REGULATION Note.3	±0.2%									
	LOAD REGULATION Note.4	±0.5%									
	VOLTAGE ACCURACY	±2.0%									
	SWITCHING FREQUENCY	300KHz typ.									
	EXTERNAL CAPACITANCE LOAD (max.)	1000uF			220uF			100uF			
EXTERNAL TRIM Adj. RANGE(Typ.)	±10%			-20 ~ +10%			-20 ~ +10%				
INPUT	VOLTAGE RANGE	A: 9 ~ 18VDC B: 18 ~ 36VDC C: 36 ~ 75VDC									
	EFFICIENCY (Typ.)	87.5%	88%	88.5%	88%	88.5%	87.5%	89%	89.5%	88%	
	DC CURRENT	Full load	1910mA	970mA	490mA	1910mA	970mA	500mA	1870mA	950mA	490mA
		No load	80mA	55mA	40mA	35mA	25mA	15mA	35mA	25mA	15mA
	FILTER	Pi network									
	REMOTE CONTROL	Power ON : R.C ~ -Vin > 2.5VDC or open circuit ; Power OFF : R.C ~ -Vin < 0.5VDC or short									
PROTECTION (Note. 5)	OVER CURRENT	110% ~ 180% rated output power Protection type : Hiccup mode, recovers automatically after fault condition is removed									
	SHORT CIRCUIT	All output equipped with short circuit Protection type : Hiccup mode, recovers automatically after fault condition is removed									
	OVER VOLTAGE	Input(Typ.)	A: >20 ~ 23VDC B: >40 ~ 43VDC C: >80 ~ 82VDC input voltage								
		Output	Protection type : Shut down o/p voltage, recovers automatically after fault condition is removed								
ENVIRONMENT	WORKING TEMP.	-40 ~ +85°C (Refer to "Derating Curve")									
	WORKING HUMIDITY	20% ~ 90% RH non-condensing									
	STORAGE TEMP., HUMIDITY	-55 ~ +125°C, 10 ~ 95% RH									
	TEMP. COEFFICIENT	±0.03% / °C (0 ~ 50°C)									
	VIBRATION	10 ~ 500Hz, 2G 10min./1cycle, period for 60min. each along X, Y, Z axes									
SAFETY & EMC	WITHSTAND VOLTAGE	I/P-O/P: 1.5KVDC									
	ISOLATION RESISTANCE	I/P-O/P: 100M Ohms / 500VDC / 25°C / 70% RH									
	EMC EMISSION	Compliance to EN55032 Class A, FCC part 15 Class A									
OTHERS	EMC IMMUNITY	Compliance to EN61000-4-2,3,4,5,6,8, light industry level, criteria A									
	MTBF	700Khrs min. MIL-HDBK-217F(25°C)									
	DIMENSION	50.8*25.4*11.2 mm or 2**1**0.44" inch (L*W*H)									
	WEIGHT	31.2g									

Note: all features are subject to change without notice  
Costruzioni Elettroniche Elettromeccaniche & Affini s.r.l. - 10132 TORINO - C.so Casale, 413 - Tel. 0118987106 / 0115534597 - fax 0115534597 - e\_mail cea@cea.to - URL http://www.cea.to



■ Mechanical Specification

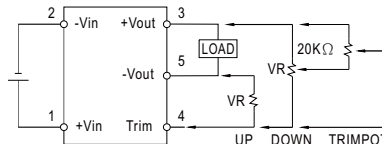


■ Pin Configuration

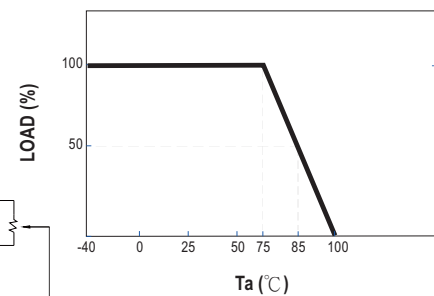
Pin No.	Output	Pin No.	Output
1	+Vin	4	Trim
2	-Vin	5	-Vout
3	+Vout	6	R.C

NOTE: Pin Size is Tolerance 1.0 φ ±0.10mm

■ External Output Trimming



■ Derating Curve



- NOTE
- 1.All parameters are specified at normal input, rated load, 25°C 70% RH ambient.
  - 2.Ripple & noise are measured at 20MHz by using a 12" twisted pair terminated with a 1uF & 47uF capacitor.
  - 3.Line regulation is measured from low line to high line at rated load.
  - 4.Load regulation is measured from 10% to 100% rated load.
  - 5.Please prevent the converter from operating in overload or short circuit condition for more than 30 seconds.