



### Features :

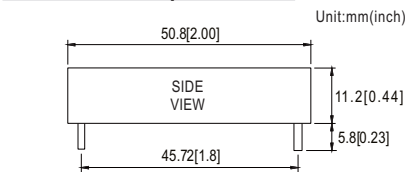
- 2"x1" compact size
- 2:1 wide input range
- High efficiency up to 90%
- 1500VDC I/O isolation
- Built-in remote ON/OFF control
- Built-in trimming output
- Comply with CE / FCC without external components
- Protections: Short circuit / Overload / Input and Output Over voltage
- Cooling by free air convection
- Six-sided shield metal case
- 100% burn-in test
- Low cost / High reliability
- Approvals: FCC / CE
- 2 years warranty



### SPECIFICATION

ORDER NO.	SKM30A-05	SKM30B-05	SKM30C-05	SKM30A-12	SKM30B-12	SKM30C-12	SKM30A-15	SKM30B-15	SKM30C-15			
<b>OUTPUT</b>	<b>DC VOLTAGE</b>			12V			15V					
	<b>CURRENT RANGE</b>			0.25 ~ 2.5A			0.2 ~ 2A					
	<b>RATED POWER</b> 30W											
	<b>RIPPLE &amp; NOISE (max.) Note.2</b>			120mVp-p			120mVp-p					
	<b>LINE REGULATION Note.3</b> ±0.2%											
	<b>LOAD REGULATION Note.4</b> ±0.5%											
	<b>VOLTAGE ACCURACY</b> ±2.0%											
	<b>SWITCHING FREQUENCY</b> 300KHz typ.											
	<b>EXTERNAL CAPACITANCE LOAD (max.)</b>			220uF			100uF					
<b>EXTERNAL TRIM Adj. RANGE(Typ.)</b>			-20 ~ +10%			-20 ~ +10%						
<b>INPUT</b>	<b>VOLTAGE RANGE</b> A: 9 ~ 18VDC B: 18 ~ 36VDC C: 36 ~ 75VDC											
	<b>UNDER VOLTAGE SHUTDOWN</b> A: 8VDC B: 16VDC C: 32VDC											
	<b>EFFICIENCY (Typ.)</b> 88% 88.5% 88% 89.5% 89% 89% 89.5% 90% 90%											
	<b>DC CURRENT</b>	<b>Full load</b>		2840mA	1420mA	720mA	2810mA	1420mA	710mA	2800mA	1400mA	700mA
		<b>No load</b>		170mA	95mA	60mA	150mA	40mA	55mA	135mA	40mA	30mA
	<b>FILTER</b> Pi network											
	<b>REMOTE CONTROL</b> Power ON : R.C ~ -Vin > 2.5VDC or open circuit ; Power OFF : R.C ~ -Vin < 0.5VDC or short											
<b>PROTECTION</b> Fuse recommended												
<b>PROTECTION (Note. 5)</b>	<b>OVER CURRENT</b> 110% ~ 180% rated output power Protection type : Hiccup mode, recovers automatically after fault condition is removed											
	<b>SHORT CIRCUIT</b> All output equipped with short circuit Protection type : Hiccup mode, recovers automatically after fault condition is removed											
	<b>OVER VOLTAGE</b>	<b>Input(Typ.)</b> A: >20 ~ 25VDC B: >40 ~ 50VDC C: >80 ~ 100VDC input voltage Protection type : Shut down o/p voltage, recovers automatically after fault condition is removed										
<b>Output(Typ.)</b> 5Vo : 7V ~ 8.95V ; 12Vo : 15V ~ 19.2V ; 15Vo : 18V ~ 23.3V Protection type : Clamp by TVS diode												
<b>ENVIRONMENT</b>	<b>WORKING TEMP.</b> -40 ~ +75°C (Refer to "Derating Curve")											
	<b>WORKING HUMIDITY</b> 20% ~ 90% RH non-condensing											
	<b>STORAGE TEMP., HUMIDITY</b> -55 ~ +125°C, 10 ~ 95% RH											
	<b>TEMP. COEFFICIENT</b> ±0.03% / °C (0 ~ 50°C)											
	<b>VIBRATION</b> 10 ~ 500Hz, 2G 10min./1cycle, period for 60min. each along X, Y, Z axes											
<b>SAFETY &amp; EMC</b>	<b>WITHSTAND VOLTAGE</b> I/P-O/P: 1.5KVDC											
	<b>ISOLATION RESISTANCE</b> I/P-O/P: 100M Ohms / 500VDC / 25°C / 70% RH											
	<b>EMC EMISSION</b> Compliance to EN55032 Class A, FCC part 15 Class A without external components											
<b>EMC IMMUNITY</b> Compliance to EN61000-4-2,3,4,5,6,8, light industry level, criteria A												
<b>OTHERS</b>	<b>MTBF</b> 700Khrs min. MIL-HDBK-217F(25°C)											
	<b>DIMENSION</b> 50.8*25.4*11.2 mm or 2**1**0.44" inch (L*W*H)											
	<b>WEIGHT</b> 31.2g											

### Mechanical Specification

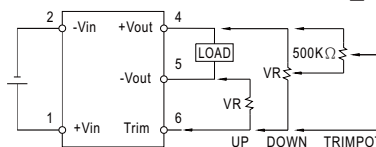


Note : Pin size tolerance 1  $\phi$  ±0.1mm

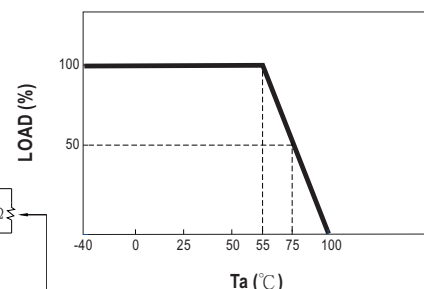
### Pin Configuration

Pin No.	Output	Pin No.	Output
1	+Vin	4	+Vout
2	-Vin	5	-Vout
3	R.C	6	Trim

### External Output Trimming



### Derating Curve



### NOTE

- 1.All parameters are specified at normal input, rated load, 25°C 70% RH ambient.
- 2.Ripple & noise are measured at 20MHz by using a 12" twisted pair terminated with a 0.1uF & 47uF capacitor.
- 3.Line regulation is measured from low line to high line at rated load.
- 4.Load regulation is measured from 10% to 100% rated load.
- 5.Please prevent the converter from operating in overload or short circuit condition for more than 30 seconds.

